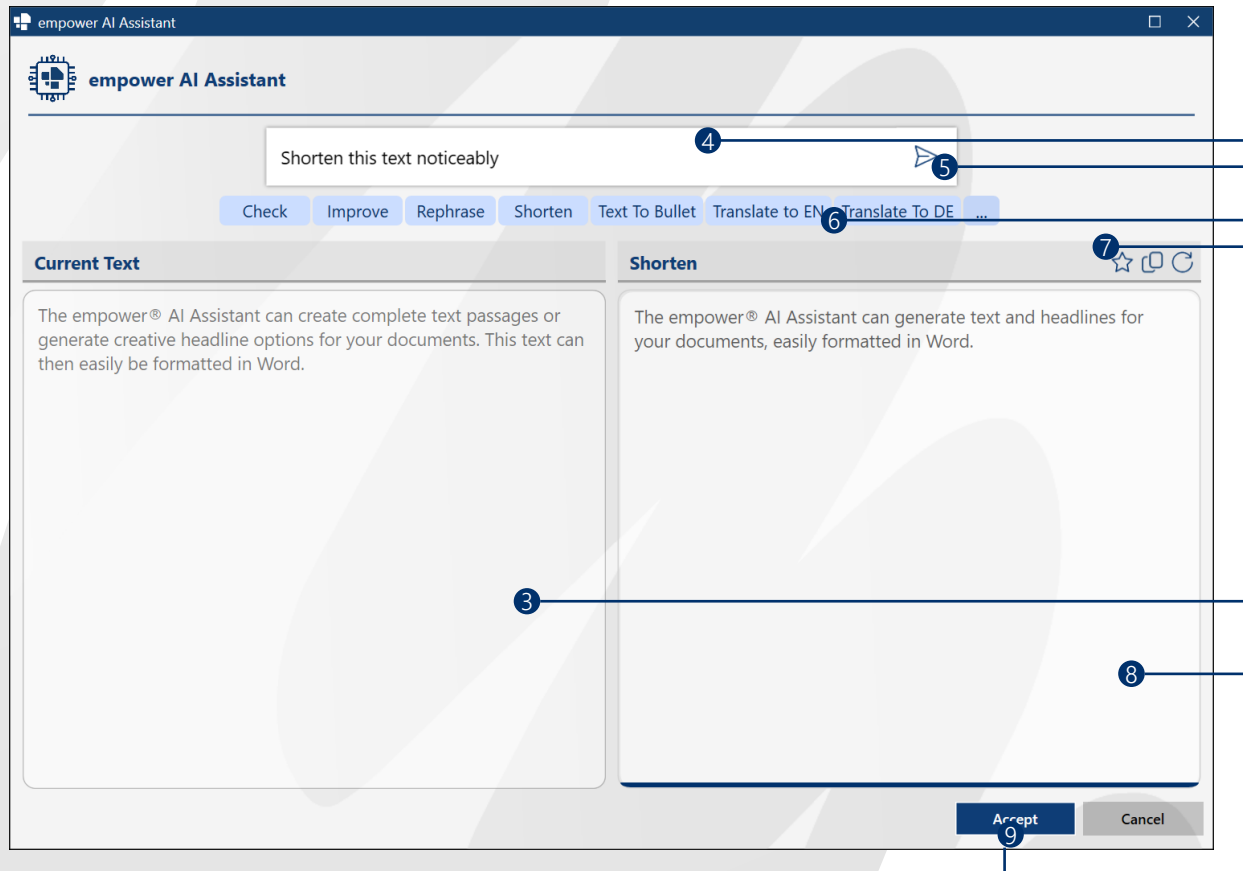
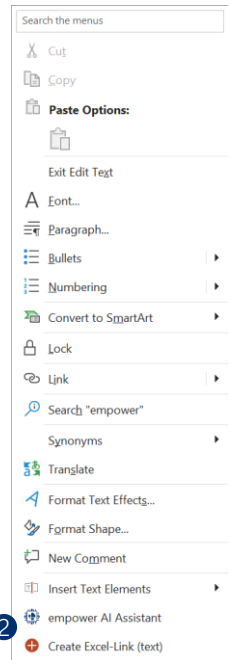
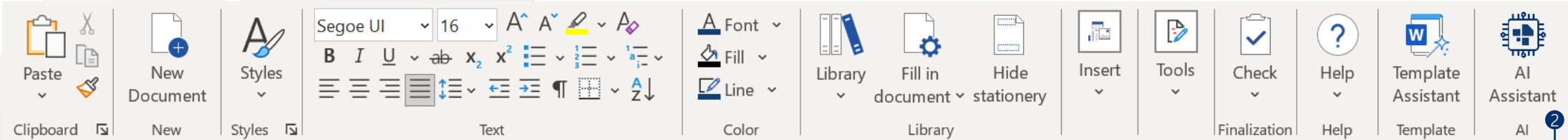


empower[®] AI Assistant



Use the potential of AI

1. Firstly, place the cursor in your document.
2. Click here in the **ribbon** or **context menu** to use empower[®] AI Assistant.
3. If you have **selected text**, it will be displayed here automatically – so you can optimize or check it by means of AI. If you haven't selected any text, AI will help you to create a new one.
4. Here you can type in your own **prompt**.
5. Click on **send** to execute the prompt.
6. Alternatively, you can click one of the default **company prompts** to execute it.
7. Click here, to add the prompt to **favorites** to use it again.
8. Here you can see and check the AI created **result**.
9. Click here to **accept** the result and use it in your document.

[Learn more](#)