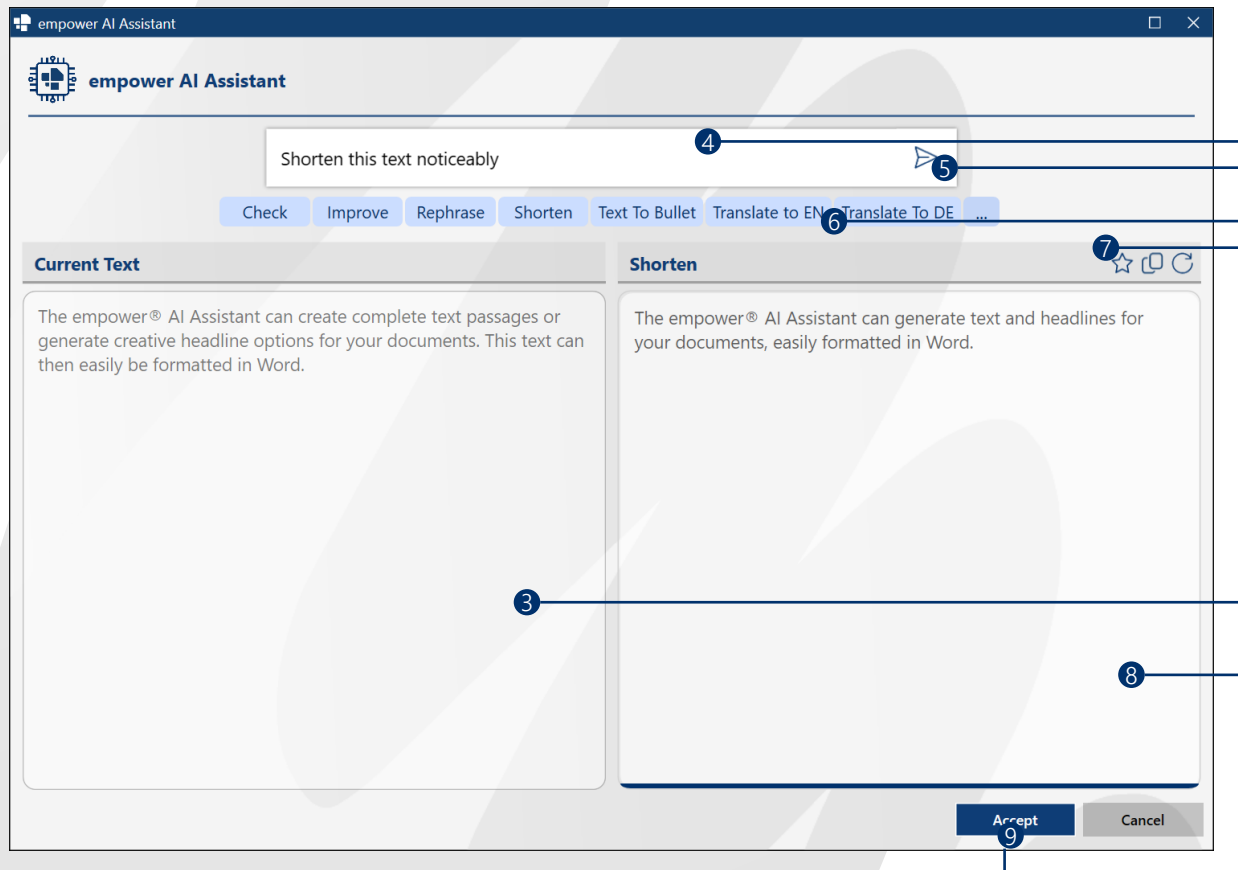
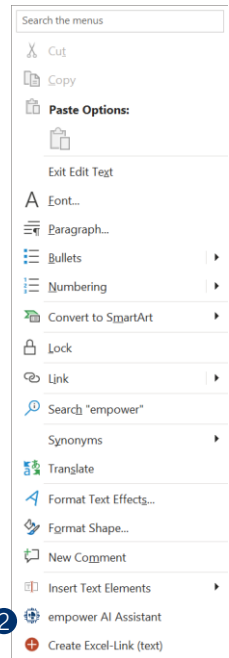
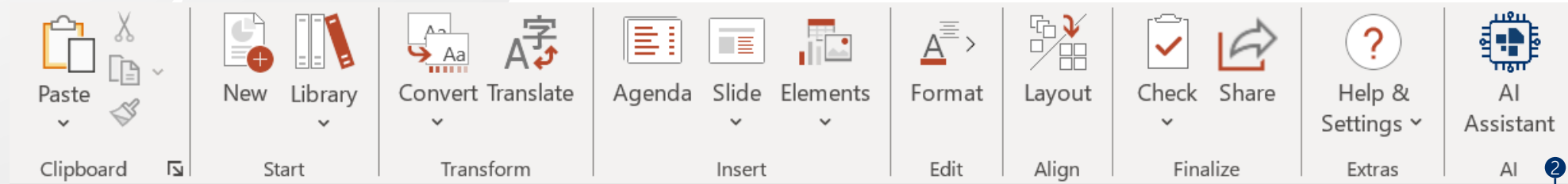


# empower® AI Assistant



## Use the potential of AI

1. Firstly, select one or several **shapes or placeholders** in your presentation.
2. Click here in the **ribbon or context menu** to use empower® AI Assistant.
3. The **selected text** will be displayed here automatically – so you can optimize or check it by means of AI. If the selected shape is empty, AI will help you to create a new one.
4. Here you can type in your own **prompt**.
5. Click on **send** to execute the prompt.
6. Alternatively, you can click one of the default **company prompts** to execute it.
7. Click here, to add the prompt to **favorites** to use it again.
8. Here you can see and check the AI created **result**.
9. Click here to **accept** the result and use it in your document.

[Learn more](#)